

PULLALIGN[®]

Perfect pulley alignment with laser

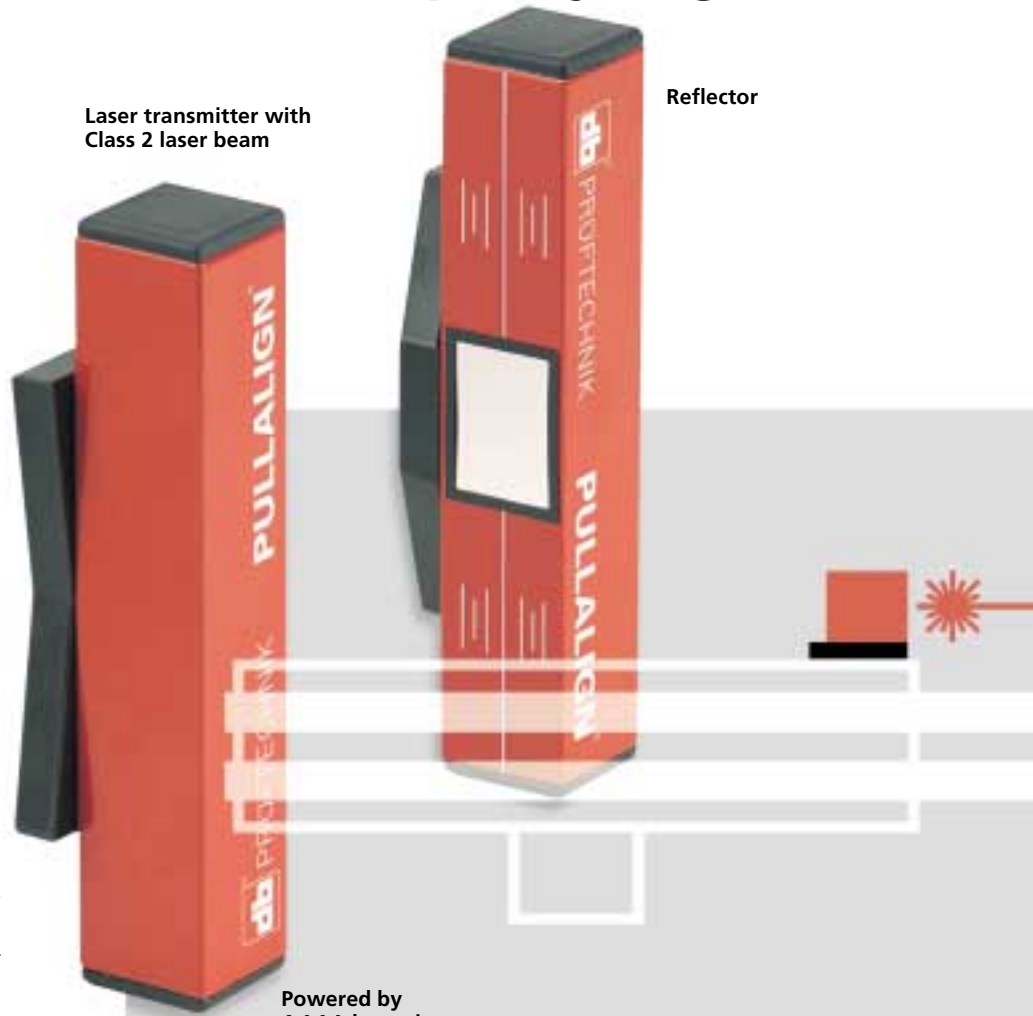


Get more out of your belt driven systems by properly using PULLALIGN®, the laser pulley alignment tool

Laser transmitter with Class 2 laser beam

Reflector

PULLALIGN® mounts firmly on all pulley faces thanks to its powerful magnetic brackets



Powered by 4 AAA batteries providing 25 hours continuous lifetime


PULLALIGN® is light, rugged and durable. Due to its powerful magnets, the tool mounts on the inside or outside faces of any pulley or sprocket drives. Its simple design means there are no small parts that can get lost.

PULLALIGN® utilizes the proven and patented OPTALIGN® reflected beam principle for maximum angular resolution. This allows for accurate and reliable readings.


PULLALIGN® can measure long spans with any size pulley. A laser line is projected onto the reflector mounted on the opposite pulley. Horizontal angle, vertical angle and offset corrections are visually determined by the position of the laser line on both the reflector and transmitter. These alignment parameters are monitored simultaneously.

This easy-to-use tool enables a single operator to complete the alignment in minutes without any training. PULLALIGN® comes in a durable case.


Before Alignment



After Alignment



er alignment



Photos courtesy of Comefri GmbH

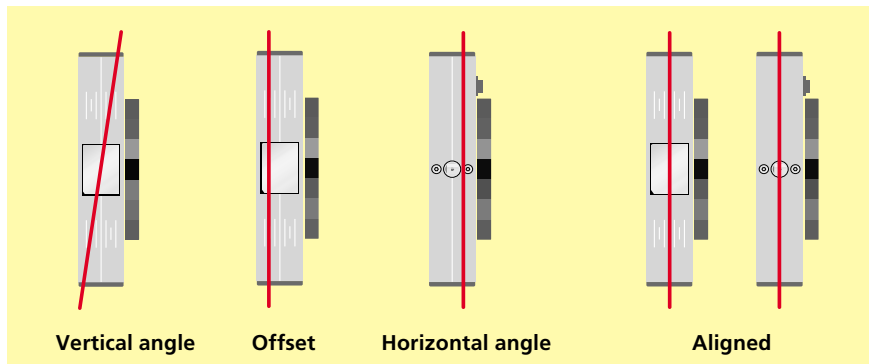
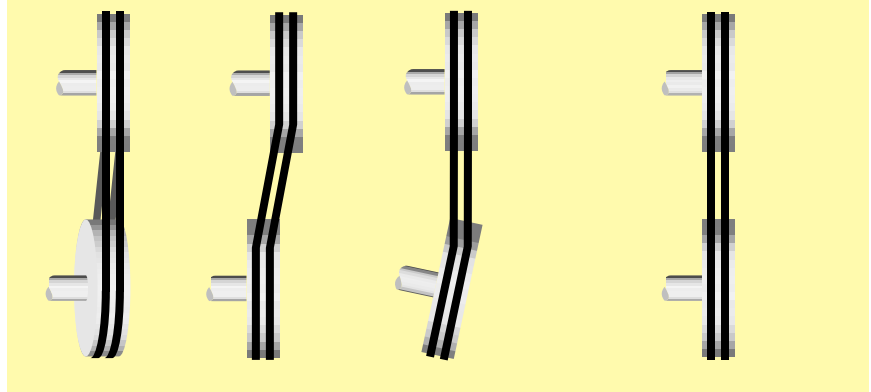
Benefits of PULLALIGN® in belt alignment

- Easier to use than conventional methods
- Requires no training
- Prolongs belt, pulley and bearing life
- Reduces vibration and belt wear
- Reflected beam technology maximises angular resolution
- Only one laser required for complete alignment
- Displays offset, vertical and horizontal angularity separately
- Efficient one-man operation
- Reduces downtime, manpower and energy costs

PULLALIGN® at work

1. Initiate the PULLALIGN® laser and mount the units on the faces to be aligned.
2. The position of the transmitted laser line on the reflector indicates vertical angularity and offset. Horizontal angularity is indicated by the position of the reflected laser line on the transmitter. Check these positions.
3. Correct vertical angle by shimming moveable machine observing the correction on the reflector. Correct horizontal angularity by shifting moveable machine horizontally. Correct offset by shifting moveable machine axially.
4. Good alignment is achieved when the transmitted laser line and the corresponding reflected laser line harmonise with their respective reference lines.

Examples of pulley misalignment



PULLALIGN® Technical Data

Laser Transmitter

Measuring accuracy	0.2°
Laser wavelength	675 nm
Output power	< 1 mW
Classification	Class II
Measuring distance	10 m between units
Laser line length	7 m at 5 m distance
Controls	Laser ON/OFF rocker switch
Operating time	25 hours
Battery type	4 AAA alkaline batteries
Operating temp	-5°C to 40°C
Storage temp	-10°C to 80°C
Mounting method	Strong magnets
Weight	0.26 kg (with batteries 0.3 kg)
Dimensions	37 mm x 40 mm x 167 mm
Housing	Aluminium, powder coated finish

Laser Reflector

Accuracy	0.2°
Reflector size	21 mm x 32 mm
Mounting method	Strong magnets
Weight	0.27 kg
Dimensions	37 mm x 40 mm x 167 mm
Housing	Aluminium, powder coated finish

Carrying Case

Material	Black, high density polyethylene
Dimensions	355 mm x 300 mm x 85 mm
Insert	Die-cut foam
Weight of package	1.35 kg



Visit us at www.pruftechnik.com

Printed in Germany ALI 9.691.03.02.G
 PULLALIGN® is a registered trademark of PRÜFTECHNIK Dieter Busch AG. No copying or reproduction of this information, in any form whatsoever, may be undertaken without express written permission of PRÜFTECHNIK AG. The information contained in this leaflet is subject to change without further notice due to the PRÜFTECHNIK policy of continuous product development. PRÜFTECHNIK products are the subject of patents granted or pending throughout the world.
 © Copyright 2001 by PRÜFTECHNIK AG.



PRÜFTECHNIK Alignment
 P.O. Box 12 63
 D-85730 Ismaning, Germany
www.pruftechnik.com
 Phone: +49 (0)89 99 61 60
 Fax: +49 (0)89 99 61 62 00
 eMail: info@pruftechnik.com



Productive maintenance technology